


A Tale of Two Disclosure Regimes:

Laws and Tools to Monitor the
Influence Industry in the United
States


Lisa Rosenberg



Contributions to Candidates

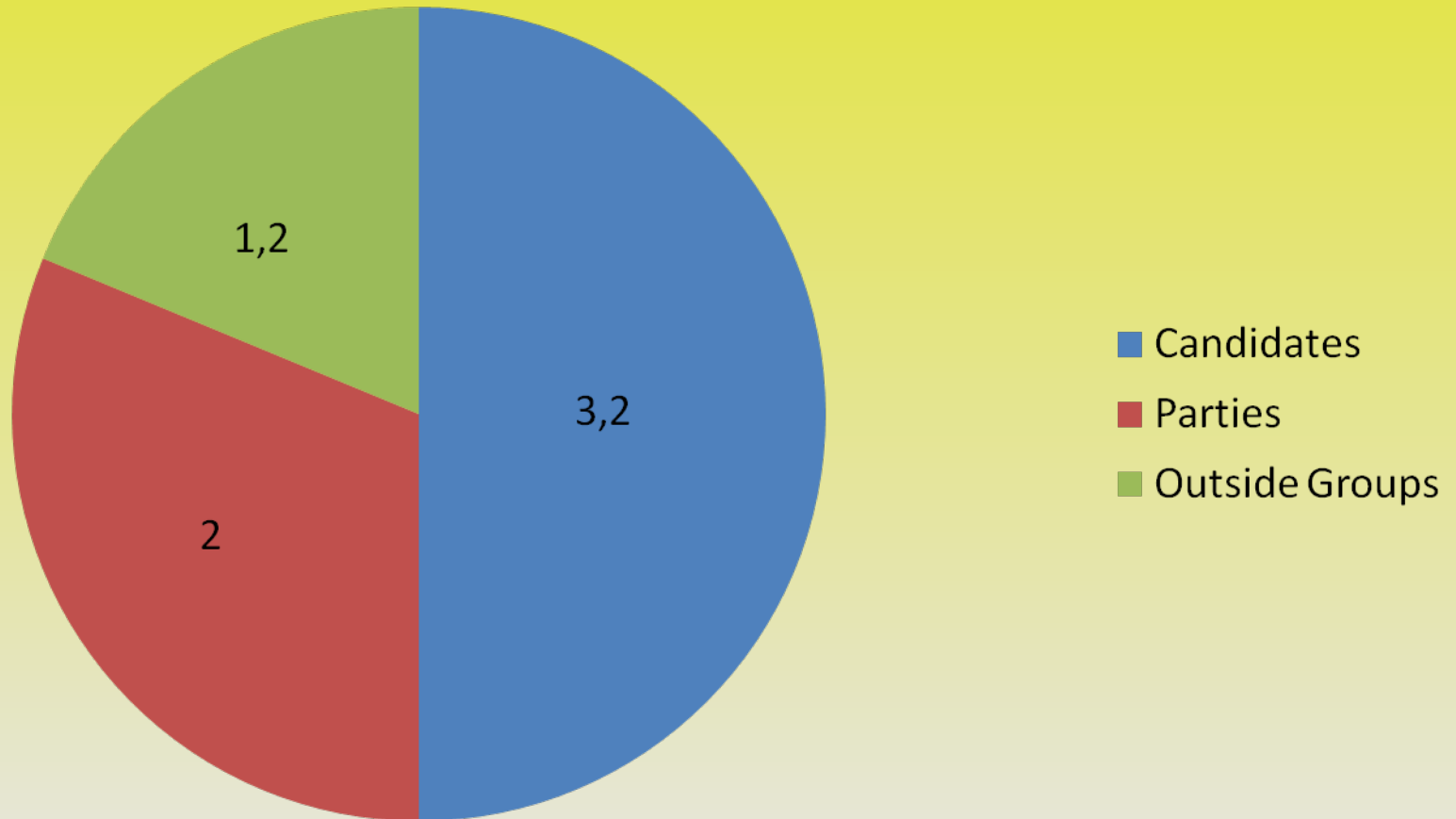


Spending by Outside Groups



Spending on U.S. Elections 2012

\$6 Billion Total



FEC Campaign Finance Disclosure Portal



FEDERAL ELECTION COMMISSION

[ABOUT THE FEC](#)

[PRESS OFFICE](#)

[QUICK ANSWERS](#)

[SITE MAP](#)

Administering and Enforcing Federal Campaign Finance Laws

[Campaign Finance Disclosure Portal](#)

[Meetings and Hearings](#)

[Enforcement Matters](#)

[Help with Reporting and Compliance](#)

[Law, Regulations and Procedures](#)



[Commission Calendar](#)

[Recent Developments in the Law](#)

[FEC Jobs](#)

[Documents on Enforcement & Compliance Practices](#)

[Campaign Finance Disclosure Portal](#)



Campaign Finance Disclosure Portal



1 / 6

Disclosure Portal:

The Federal Election Commission's Campaign Finance Disclosure Portal provides a single point of entry to campaign finance data.

Candidate & Committee Viewer:

The Candidate and Committee Viewer includes two-year summaries, report summaries, report images and viewable and downloadable electronic filings all in one place.



Candidate Financial Summary

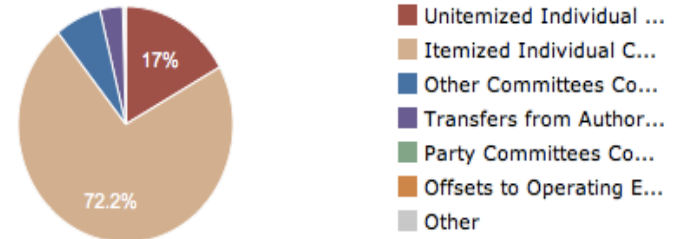
FINANCIAL SUMMARY - KAINE, TIMOTHY MICHAEL

From: 04/01/2011 To: 12/31/2012 ?

I. RECEIPTS

<u>Itemized Individual Contributions</u>	\$13,022,012
Unitemized Individual Contributions	\$3,058,651
Total Individual Contributions	\$16,080,666
<u>Party Committees Contributions</u>	\$44,100
<u>Other Committees Contributions</u>	\$1,259,445
Candidate Contributions	\$0
TOTAL CONTRIBUTIONS	\$17,384,216
<u>Transfers from Authorized Committees</u>	\$616,717
Candidate Loans	\$0
Other Loans	\$0
TOTAL LOANS	\$0
<u>Offsets to Operating Expenditures</u>	\$31,494
<u>Other Receipts</u>	\$5,839
TOTAL RECEIPTS	\$18,038,275

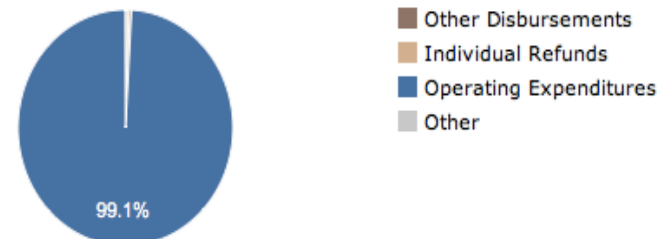
Receipts



II. DISBURSEMENTS

<u>Operating Expenditures</u>	\$17,772,272
Transfers To Authorized Committees	\$0
Candidate Loan Repayments	\$0
Other Loan Repayments	\$0
TOTAL LOAN REPAYMENTS	\$0
<u>Individual Refunds</u>	\$75,834
Political Party Refunds	\$0
<u>Other Committee Refunds</u>	\$9,146
TOTAL CONTRIBUTION REFUNDS	\$84,980
<u>Other Disbursements</u>	\$83,546
TOTAL DISBURSEMENTS	\$17,940,800

Disbursements



III. CASH SUMMARY

Beginning Cash On Hand	\$0
Ending Cash On Hand	\$127,474
Net Contributions	\$17,299,234
Net Operating Expenditures	\$17,740,774

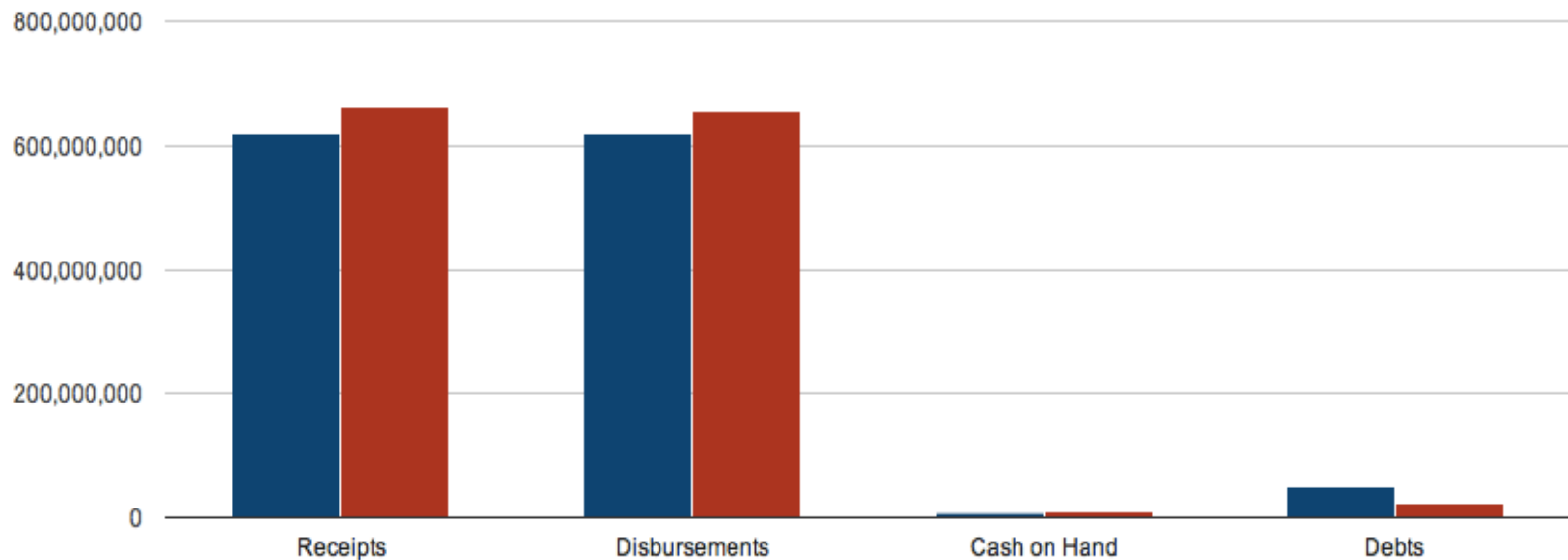
Political Party Overview

2012 National Political Party Committee Summary

This graph represents overall receipts, disbursements and a cash summary for the six Democratic and Republican national party committees for a two-year period. The six party graphs represent receipts, disbursements and a cash summary for each of the six Democratic and Republican national party committees for a two-year period.

Two Year Period: 2012 2010 2008

Democrats and Republicans



Standardizing the Data



Following the Money with Influence Explorer

The screenshot shows the top portion of the Influence Explorer website. At the top right, there is a search bar with the word "SEARCH" in a dark box, followed by a blue "go" button. Below the search bar is the text "enter a politician, company or individual donor". The main title "INFLUENCE EXPLORER" is centered, with a vertical dotted line between the two words. To the right of the title are social media icons for Facebook and Twitter. Below the title is a horizontal navigation bar with five tabs: "PEOPLE", "ORGANIZATIONS", "POLITICIANS", "INDUSTRIES", and "DATA". The main content area features the word "EXPLORE" in large, bold, yellow letters. Below it, the text reads "COMPANIES, LAWMAKERS & PROMINENT INDIVIDUALS that matter to you see how they're influencing the political system". A large, faint, light-blue graphic of a curved line is visible on the left side of the page.

SEARCH 

enter a politician, company or individual donor

INFLUENCE EXPLORER

PEOPLE ORGANIZATIONS POLITICIANS INDUSTRIES DATA

EXPLORE
COMPANIES, LAWMAKERS
& PROMINENT INDIVIDUALS that matter to you
see how they're influencing the political system

Candidate Top Contributors

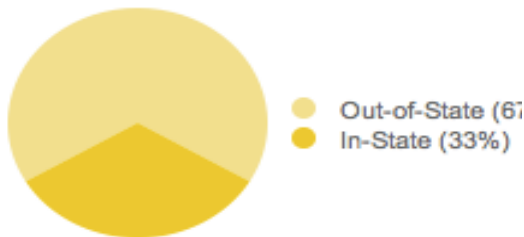


John Kerry

Democrat Office Held: US Senate, MA Office Sought: US Senate, MA

CAMPAIGN FINANCE

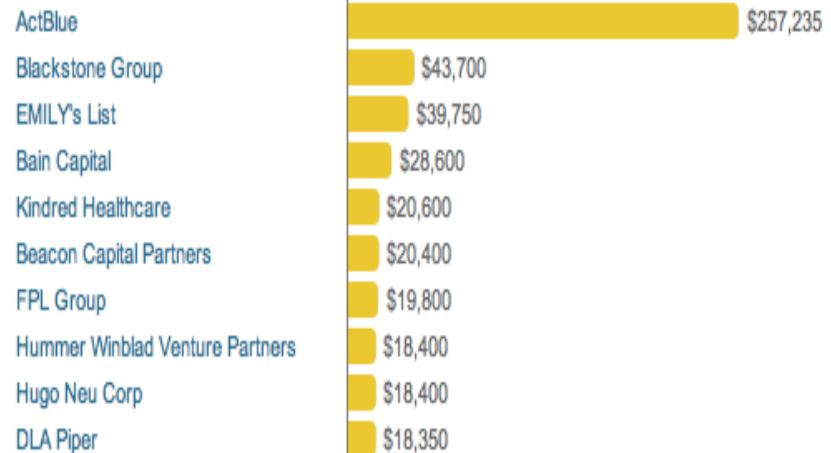
In State vs. Out of State
contributions from individuals, in dollars



Top Contributors

■ Employees ■ PAC

includes contributions from an organization's employees, their family members and its political action committee.



Contributor Profile



PEOPLE

ORGANIZATIONS

POLITICIANS

INDUSTRIES

DATA

Blackstone Group

The Blackstone Group®

Child Organizations: [Sithe Global Power](#) [Orbitz Worldwide](#) [Travelport LTD](#) [Hilton Hotels](#) [Apria Healthcare](#) [TRW Automotive](#) [Equity Office Properties Management Corp](#)

The Blackstone Group L.P. (NYSE: BX) is an alternative asset management and financial services company that specializes in private equity, real estate, and credit and marketable alternative investment strategies, as well as financial advisory services, such as mergers and acquisitions (M&A;), restructurings and reorganizations, and private placements.

Source: Wikipedia

Currently Viewing Blackstone Group from

Campaign Finance

Lobbying

Regulations

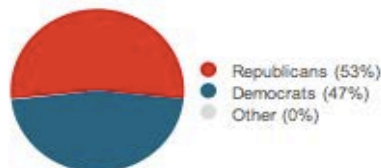
EPA Violations

Advisory Committees

CAMPAIGN FINANCE \$1,732,451 GIVEN

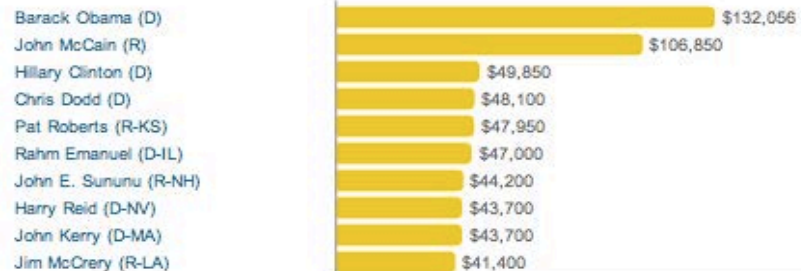
Republicans vs. Democrats

in dollars. "other" includes 3rd parties and organizations without official party affiliation.



Top Recipients

includes contributions from the organization's employees, their family members, and its political action committee.



Contributor Lobbying Profile

Currently Viewing Blackstone Group from

2007 - 2008

Campaign
Finance

Lobbying

Regulations

EPA
Violations

Advisory
Committees

LOBBYING \$10,848,599 SPENT 

Lobbying on Behalf of Blackstone Group

Names Of Lobbyists

Wayne L. Berman, Wayne L. Berman,
Drew Maloney, Moses Mercado,
Andrew M. Rosenberg,
Gordon Taylor,
W. Christopher Lamond,
Jimmy Williams, John Green,
Jeffrey Kurzweil,

Most Frequently Disclosed Lobbying Issues

Medicare & Medicaid, Taxes,
Travel & Tourism,
Aviation, Airlines & Airports,
Advertising, Finance,
Automotive Industry,
Energy & Nuclear Power, Banking,
Environment & Superfund

Firm Hired

Amount

Ogilvy Government Relations

\$7,380,000

Nelson, Mullins et al

\$640,000

Venable LLP

\$570,000

Nickles Group

\$553,500

Fierce, Isakowitz & Blalock

\$360,000

Fedstate Strategic Consulting

\$320,000

Vern Clark & Assoc

\$212,500

Capitol Logistics

\$101,250

C2 Group

\$40,000

Wolf Block Public Strategies

\$40,000

Contributor Procurement Information

FEDERAL SPENDING 2 GRANTS

covers through usaspending.gov's sept. 15, 2012 release for contracts and oct. 19, 2012 for grants.

note: company names in federal spending data are not standardized. the table below is included only as a sample of what is available in the data and has not been reviewed for accuracy or completeness. to investigate the data further, use the links at the bottom of the table.

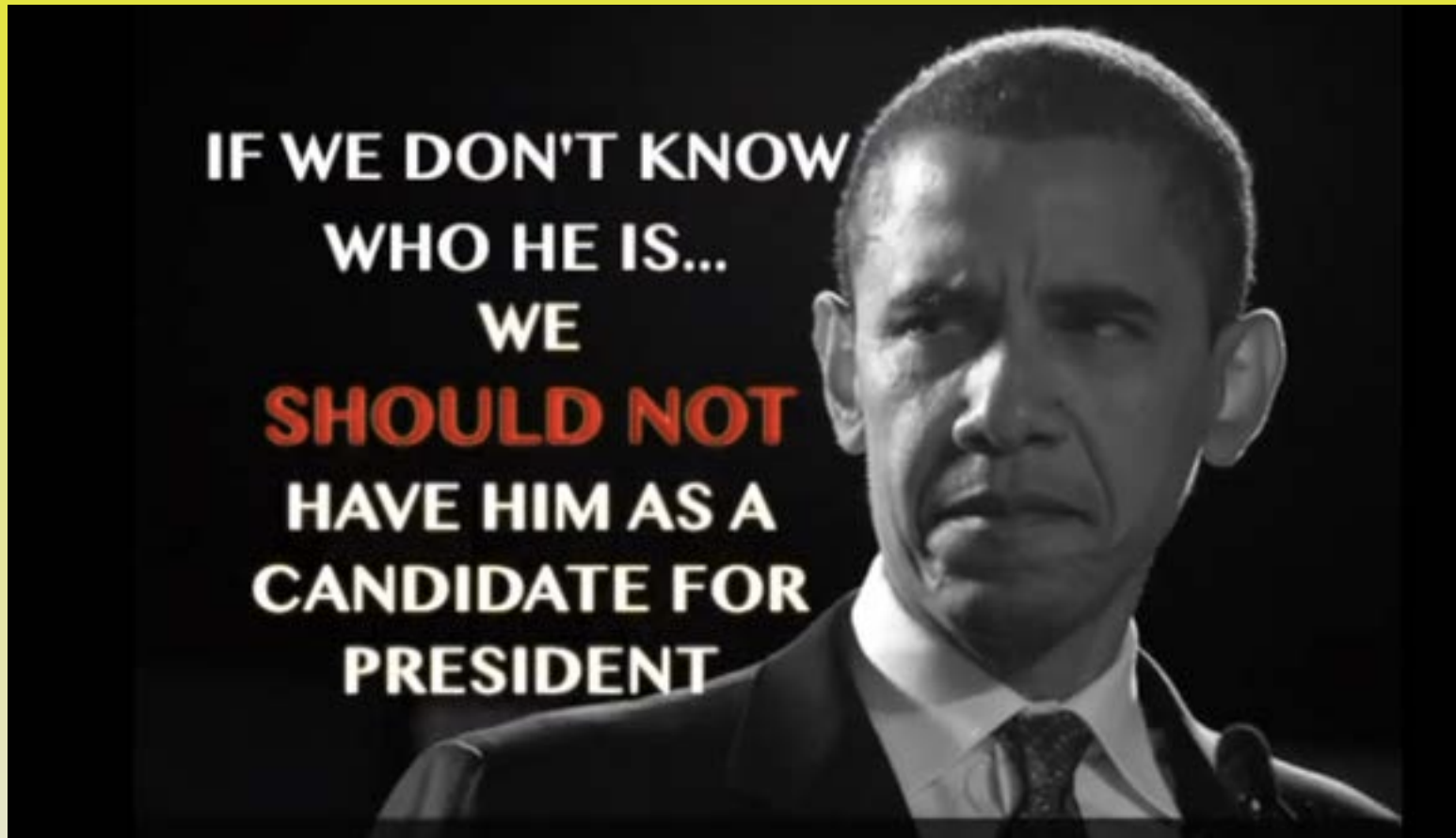
Type	Recipient Name	Year	Agency	Description	Amount
GRANT	Harvard University	2011	State, Department Of	VIETNAM FULBRIGHT ECONOMICS TEACHING PROGRAM	\$2,000,000
GRANT	Harvard University	2011	State, Department Of	VIETNAM FULBRIGHT ECONOMICS TEACHING PROGRAM	\$2,000,000

[» View all grant & loan data for Harvard University](#)

[» View all contract data for Harvard University](#)

Sources: USASpending.gov

Outside Money Pays for Negative Ads



Outside Money Pays for Negative Ads



Disclosure requirements “impose no ceiling on campaign-related activities” and “transparency enables the electorate to make informed decisions and give proper weight to different speakers and messages.”

US. Supreme Court
Citizens United v FEC

Following Unlimited Outside Money



SUNLIGHT FOUNDATION

REPORTING GROUP

Wednesday, February 20, 2013

[BLOG](#) | [FEATURED STORIES](#) | [RESOURCES](#) | [ABOUT](#)

Follow the Unlimited Money

[Download data](#)

[About this data](#)

[Stories](#)

[Go](#)

» [Super PACs](#)

[Tweet](#)

Last update: 11:42 a.m., Feb. 20

Overview

[Super PACs](#)

[States](#)

[Races](#)

[Candidates](#)

[Expenditures](#)

[Electioneering](#)

[Organizations](#)

[FEC Alerts](#)

NEW: Compare spending and results in competitive races

Overview: 2011-12 outside spending

For a breakdown by party affiliation, including super PAC fundraising and cash on hand, see [totals by party affiliation](#). For charts of outside spending by party and office, see the [spending breakdown page](#).

Total independent expenditures made, 2012 cycle: **\$1.3 billion**

Total electioneering communications made, 2012 cycle: **\$14.5 million**

Outside Spending by State

[Overview](#)[Super PACs](#)[States](#)[Races](#)[Candidates](#)[Expenditures](#)[Electioneering](#)[Organizations](#)[FEC Alerts](#)

NEW: Compare spending and results in competitive races

Outside spending in Montana

For a downloadable .csv file of this information, [click here](#).

This table lists the total of all independent expenditures and electioneering communications designated to this state during the 2012 election cycle by race. The FEC does not require that general election spending in support of a president be designated to a particular state. Moreover, the state designation is sometimes omitted from reports where it should be included.

Select a race to see details.

◆ RACE	▲ INDEPENDENT EXPENDITURES	◆ ELECTIONEERING COMMUNICATIONS
MT (Senate)	\$24,623,325.67	\$264,830.13
Presidential primary (Montana only)	\$66,982.31	\$265,954.88
MT- (House)	\$30,752.22	\$0

Recent Outside Spending

[Overview](#)[Super PACs](#)[States](#)[Races](#)[Candidates](#)[Expenditures](#)[Electioneering](#)[Organizations](#)[FEC Alerts](#)

NEW: Compare spending and results in competitive races

Recent independent expenditures

This page shows independent expenditures made in the last 7 days for \$50,000 or more. See the complete file of independent expenditures for amounts less than \$50,000.

Click on a race, committee or candidate name for more details

DATE	RACE	COMMITTEE	CANDIDATE	STATE	AMOUNT	PURPOSE
2013-02-15	IL-2 (House)	INDEPENDENCE USA PAC	KELLY, ROBIN L (D) [Support]	IL	\$730,335.94	Media Buy and Production; also opposes Deborah Halvorson and Toi Hutchinson
2013-02-14	IL-2 (House)	SEIU COPE (SERVICE EMPLOYEES INTERNATIONAL UNION COMMITTEE ON POLITICAL EDUCATION)	HALVORSON, DEBORAH (D) [Oppose]	IL	\$59,755.00	Radio Advertising Buy & Production

Contributions to Outside Groups

[Overview](#)[Super PACs](#)[States](#)[Races](#)[Candidates](#)[Expenditures](#)[Electioneering](#)[Organizations](#)[FEC Alerts](#)

NEW: Compare spending and results in competitive races

INDEPENDENCE USA PAC

Super PAC Contributions

This table shows all contributions, related PAC transfers and operating expense offsets made to this group during the 2012 campaign cycle, as of 2012-12-31. Operating expense offsets are marked with an asterisk (*). To view a more detailed file of this spending, which includes all receipt types, [click here](#).

◆ DATE	▲ AMOUNT	◆ DONOR	◆ DONOR EMPLOYER	◆ CITY	◆ STATE
2012-10-25	\$4,500,000.00	Bloomberg, Michael	City of New York	New York	NY
2012-10-29	\$3,000,000.00	Bloomberg, Michael	City of New York	New York	NY
2012-10-26	\$950,000.00	Bloomberg, Michael	City of New York	New York	NY
2012-10-19	\$500,000.00	Bloomberg, Michael	City of New York	New York	NY
2012-10-31	\$500,000.00	Bloomberg, Michael	City of New York	New York	NY
2012-11-01	\$500,000.00	Bloomberg, Michael	City of New York	New York	NY
2012-11-13	\$39,469.00	Bloomberg, Michael	City of New York	New York	NY
2012-11-29	\$14,766.00	Bloomberg, Michael	City of New York	New York	NY

Hallmarks of a Good Disclosure Regime

- Donors who fund political activities are fully disclosed and cannot hide behind shell organizations
- Disclosure Reports are timely and are filed online
- Data is searchable, sortable, machine-readable
- Laws ensure that donors are uniquely identifiable